



U9 and U10

Pre-match ceremony

U9 and U10 Pre-match

- Before the first match of every U9 and U10 soccer match this season the players will read a pre-match message and also perform a pre-match handshake.
- This will only be done once in the day unless both clubs desire otherwise.
- Clubs can select more than one player to read the pre-match message.

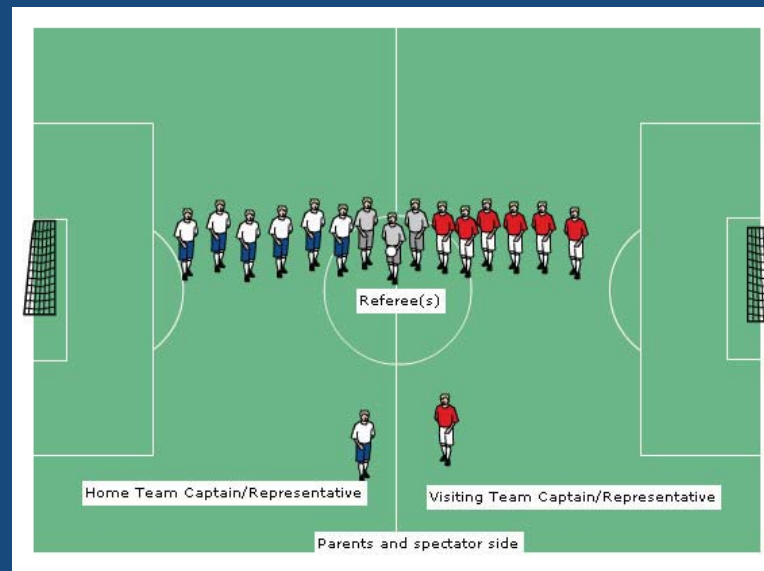
Step 1

- The two teams walk out “World Cup” style before the match.



Step 2

- A representative(s) or captain(s) from each team goes to the parents/spectator side and reads the Pre-match message.



Pre-Match Message

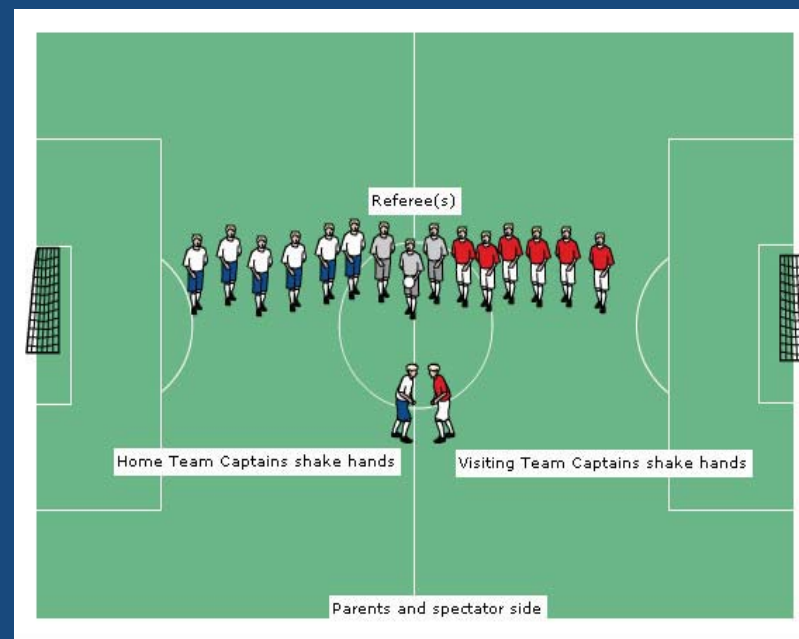
*Welcome player, parents, fans, coaches and referees to (insert club name). As members of Indiana Youth Soccer and (insert league name), we believe in being **UNITED**. You can help us celebrate being **UNITED** in soccer by:*

- *Understanding this is a game*
- *Not using any put-downs to players, coaches or referees.*
- *Having Integrity in your actions and words*
- *Remembering we are all in this Together*
- *Enjoying the game, so we can, too*
- *Knowing **D**evelopment takes time.*

We are here to learn the game of soccer, play fair, make friends and have fun. You should too! Thank you.

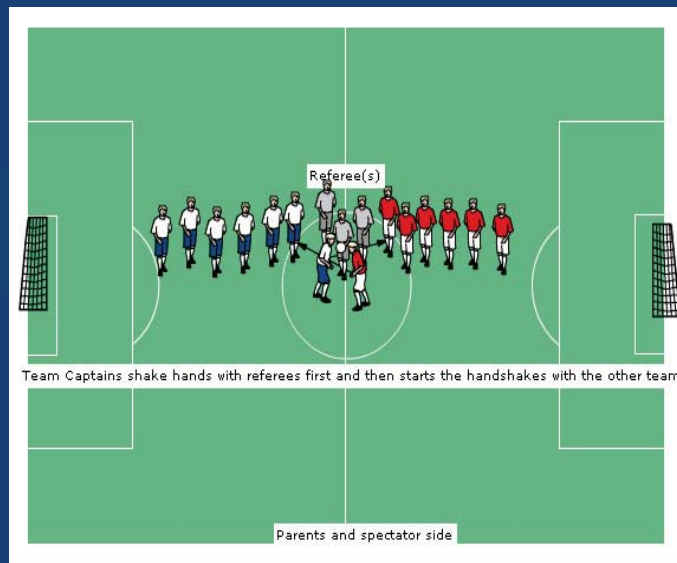
Step 3

- The representative(s) or captain(s) from each team shake hands.



Step 4

- The representative(s) or captain(s) then
 - A) shake the referees hands and
 - B) then cross over to the other team to start the pre-game handshake.



Step 5

- Have Fun!!

